



CoreLine Waterproof

WT120C G2 LED40S/840 PSU ELB3 L1200

Coreline Waterproof G2 LSC - LED module, system flux 4000 lm
 - 840 neutral white - Power supply unit - Emergency lighting 3 hours duration

Whether for a new building or renovation of an existing space, customers want lighting solutions that provide quality of light and substantial energy and maintenance savings. The new CoreLine Waterproof range of LED products can be used to replace traditional waterproof luminaires with fluorescent lamps. The process of selecting, installing and maintaining is so easy – it's a simple switch.

Warnings and Safety

- UV radiation will damage the material over time, resulting in loss of waterproof sealing and IP65 rating.
- Do not install the luminaire in locations where it is exposed to direct sunlight.

Product data

General Information		Protection class IEC	Safety class I (I)
Lamp family code	LED40S [LED module, system flux 4000 lm]	Glow-wire test	850/30 [Temperature 850 °C, duration 30 s]
Lamp colour code	840 neutral white	Flammability mark	D [For mounting on easily flammable surfaces]
Light source replaceable	No	CE mark	CE mark
Number of gear units	1 unit	ENEC mark	ENEC mark
Driver/power unit/transformer	PSU [Power supply unit]	Warranty period	5 years
Driver included	Yes	Remarks	*- According to the Lighting Europe guidance paper 'Evaluating performance of LED based luminaires – January 2018': statistically there is no relevant difference in lumen maintenance between the B50 and, for example, the B10. Therefore, the median useful life (B50) value also represents the B10 value.
Optic type	110 [Beam angle 110°]		
Luminaire light beam spread	105°		
Emergency lighting	EL3 [Emergency lighting 3 hours duration]		
Control interface	-		
Connection	Push-in connector 4-pole		
Cable	-		

CoreLine Waterproof

Constant light output	No
Number of products on MCB (16 A type B)	60
EU RoHS compliant	Yes
Product family code	WT130C [Coreline Waterproof G2 LSC]
Unified glare rating CEN	25

Operating and Electrical

Input Voltage	220 to 240 V
Input frequency	50 or 60 Hz
Inrush current	5.16 A
Inrush time	0.047 ms
Power factor (min.)	0.86

Controls and Dimming

Dimmable	No
----------	----

Mechanical and Housing

Housing material	Polycarbonate
Reflector material	Steel
Optic material	Polycarbonate
Optical cover/lens material	Polycarbonate
Gear tray material	Steel
Fixation material	Stainless steel
Optical cover/lens finish	Frosted
Overall length	1215 mm
Overall width	80 mm
Overall height	76 mm
Colour	Grey
Dimensions (height x width x depth)	76 x 80 x 1215 mm (3 x 3.1 x 47.8 in)

Approval and Application

Ingress protection code	IP65 [Dust penetration-protected, jet-proof]
Mech. impact protection code	IK08 [5 J vandal-protected]

Initial Performance (IEC Compliant)

Initial luminous flux (system flux)	4000 lm
Luminous flux tolerance	+/-10%
Initial LED luminaire efficacy	118 lm/W
Lamp colour temperature	4000 K
Colour Rendering Index	>80
Initial chromaticity	(0.38,0.38)SDCM<=3
Initial input power	34 W
Power consumption tolerance	+/-10%

Over Time Performance (IEC Compliant)

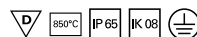
Control gear failure rate at median useful life 50,000 h	5 %
Lumen maintenance at median useful life* 50,000 h	L80

Application Conditions

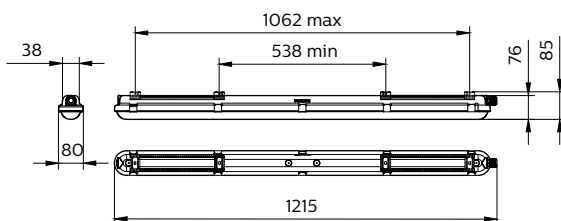
Ambient temperature range	0 to +25 °C
Performance ambient temperature Tq	25 °C
Maximum dimming level	Not applicable
Suitable for random switching	Not applicable

Product Data

Full product code	871829185419700
Order product name	WT120C G2 LED40S/840 PSU ELB3 L1200
EAN/UPC – product	8718291854197
Order code	910505100054
Local order code	WT120CL484PL12E
SAP numerator – quantity per pack	1
Numerator – packs per outer box	1
SAP material	910505100054
SAP net weight (piece)	2.530 kg

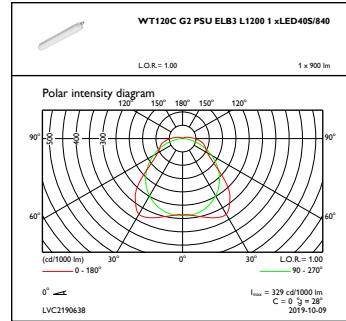
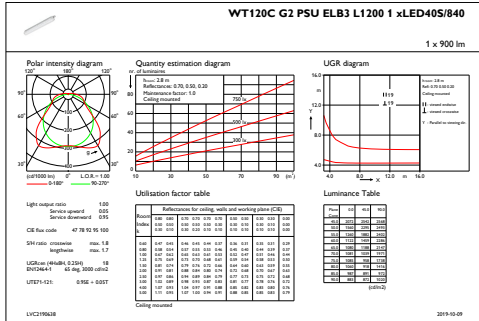


Dimensional drawing



CoreLine Waterproof WT120C

Photometric data



IFGU1_WT120CG2PSUEL3L12001xLED40S840

OFPC1_WT120CG2PSUEL3L12001xLED40S840

