



TrueLine, surface-mounted

SM530C LED40S/940 PSD PI5 L1130 ALU

TrueLine OC - LED Module, system flux 4000 lm - 940 neutral white - Power supply unit with DALI interface - Push-in connector 5-pole (PI) - 1130 mm - Aluminium

Architects need a lighting solution that matches the interior architecture of the property they are working on. They want a light line with an elegant design and very high light levels. Specifiers need luminaires that enable them to save energy while at the same time providing the right level of light, in compliance with office lighting norms. And office workers want visually comfortable lighting conditions that help them perform better. TrueLine Recessed is able to meet all of these different requirements. TrueLine is also available in recessed and suspended versions.

Warnings and Safety

- The product is IPX0 and as such is not protected against water ingress, so we strongly recommend that the environment in which the luminaire is to be installed is suitably checked
- If the above advice is not taken and the luminaires are subject to water ingress, Philips/Signify cannot guarantee safe use and the product warranty will become void

Product data

General information			
Number of light sources	1 [1 pc]	Number of gear units	1 unit
Lamp family code	LED40S [LED Module, system flux 4000 lm]	Driver/power unit/transformer	PSD [Power supply unit with DALI interface]
Beam angle of light source	- °	Driver included	Yes
Lamp colour code	940 neutral white	Optic type	No [-]
Light source replaceable	No	Optical cover/lens type	PM [PMMA bowl/cover]
		Luminaire light beam spread	80°

TrueLine, surface-mounted

Control interface	DALI
Connection	Push-in connector 5-pole (PI)
Cable	-
Protection class IEC	Safety class I (I)
Glow-wire test	650/5 [Temperature 650 °C, duration 5 s]
Flammability mark	F [For mounting on normally flammable surfaces]
CE mark	CE mark
ENEC mark	ENEC mark
UL mark	No
Warranty period	5 years
Constant light output	No
Number of products on MCB (16 A type B)	24
Photobiological risk	Photobiological risk group 1 @ 200mm to EN62471
EU RoHS compliant	Yes
Product family code	SM530C [TrueLine OC]
Unified glare rating CEN	19

Light Technical

Saturated Red	>50
---------------	-----

Operating and Electrical

Input Voltage	220 to 240 V
Input frequency	50 to 60 Hz
Initial CLO power consumption	- W
Inrush current	19 A
Inrush time	0.28 ms
Power factor (min.)	0.9

Controls and Dimming

Dimmable	Yes
----------	-----

Mechanical and Housing

Housing material	Aluminium
Reflector material	-
Optic material	-
Optical cover/lens material	Polymethyl methacrylate
Fixation material	Steel
Optical cover/lens finish	Frosted
Overall length	1130 mm
Overall width	55 mm
Overall height	88 mm

Length	1130 mm
Colour	Aluminium
Dimensions (height x width x depth)	88 x 55 x 1130 mm (3.5 x 2.2 x 44.5 in)

Approval and Application

Ingress protection code	IP20 [Finger-protected]
Mech. impact protection code	IK02 [0.2 J standard]

Initial Performance (IEC Compliant)

Initial luminous flux (system flux)	4000 lm
Luminous flux tolerance	+/-10%
Initial LED luminaire efficacy	143 lm/W
Lamp colour temperature	4000 K
Colour Rendering Index	>90
Initial chromaticity	(0.38, 0.38) SDCM <3
Initial input power	28 W
Power consumption tolerance	+/-10%

Over Time Performance (IEC Compliant)

Control gear failure rate at median useful life 50,000 h	5 %
Lumen maintenance at median useful life* 50,000 h	L85

Application Conditions

Ambient temperature range	+10 to +40 °C
Performance ambient temperature Tq	25 °C
Maximum dimming level	1%
Suitable for random switching	No

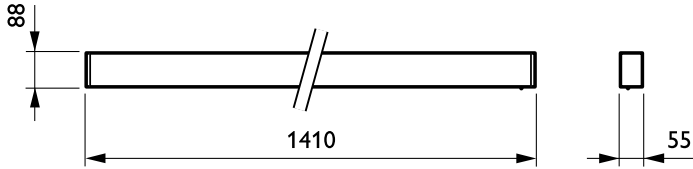
Product Data

Full product code	871869996353800
Order product name	SM530C LED40S/940 PSD PI5 L1130 ALU
EAN/UPC – product	8718699963538
Order code	910505100146
SAP numerator – quantity per pack	1
Numerator – packs per outer box	1
Material no. (12 NC)	910505100146
SAP net weight (piece)	3.800 kg



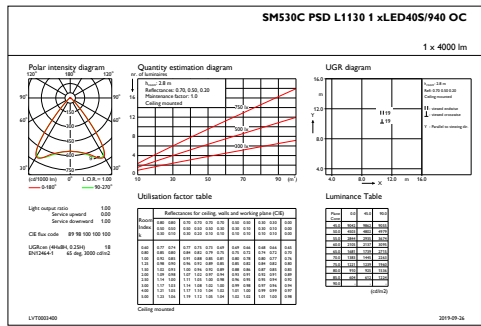
TrueLine, surface-mounted

Dimensional drawing

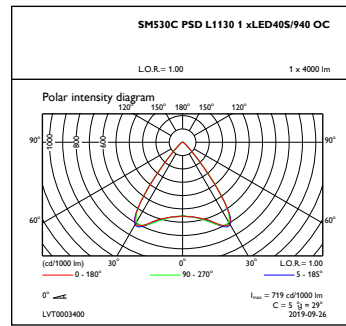


TrueLine surface-mounted SM530C-SM534C

Photometric data



IFGU1_SM530CPSDL11301xLED40S940OC



OFPC1_SM530CPSDL11301xLED40S940OC

