



# Pacific LED gen4

## WT470C LED35S/840 PSD VWB L1600

PACIFIC LED WATERPROOF - 840 neutral white - Power supply unit with DALI interface - Very wide beam - Screw connection with pug and socket

PacificLED gen4 is a highly efficient and reliable LED waterproof luminaire that offers an excellent quality of light, with a uniform light distribution without visible striping or color artefacts. The range offers modular construction to enable ease of upgrade and maintenance. The new optical system provides distortion-free lighting with improved visual guidance, which makes it ideally suited to general industry, warehouses and parking areas. The range also offers the option of multiple optics to ensure an optimized lighting scheme for a wide range of applications. For industrial applications, PacificLED gen4 offers an open product architecture with toolless access to the gear tray and an innovative end-cap design with built-in connector for fast and easy installation. The single-piece mounting clamp ensures no small, loose components which could affect the primary production process.

### Product data

General Information			
Beam angle of light source	120 °	Connection	SI-PS [ Screw connection with pug and socket]
Lamp colour code	840 neutral white	Cable	-
Light source replaceable	Yes	Protection class IEC	Safety class I (I)
Number of gear units	1 unit	Glow-wire test	850/5 [ Temperature 850 °C, duration 5 s]
Driver/power unit/transformer	PSD [ Power supply unit with DALI interface]	Flammability mark	D [ For mounting on easily flammable surfaces]
Driver included	Yes	CE mark	CE mark
Optic type	VWB [ Very wide beam]	ENEC mark	ENEC mark
Luminaire light beam spread	120° x 120°	Warranty period	5 years
Control interface	DALI		

# Pacific LED gen4

Remarks	*-Per Lighting Europe guidance paper "Evaluating performance of LED based luminaires – January 2018"; statistically there is no relevant difference in lumen maintenance between B50 and for example B10. Therefore, the median useful life (B50) value also represents the B10 value.
Constant light output	No
Number of products on MCB (16 A type B)	24
EU RoHS compliant	Yes
Product family code	WT470C [ PACIFIC LED WATERPROOF]
Unified glare rating CEN	22

## Operating and Electrical

Input Voltage	220-240 V
Input frequency	50 to 60 Hz
Inrush current	21 A
Inrush time	0.28 ms
Power factor (min.)	0.96

## Controls and Dimming

Dimmable	Yes
----------	-----

## Mechanical and Housing

Housing material	Polycarbonate
Reflector material	-
Optic material	Polycarbonate
Optical cover/lens material	Polycarbonate
Fixation material	Steel
Optical cover/lens finish	Clear
Overall length	1621 mm
Overall width	96 mm
Overall height	108 mm
Colour	White
Dimensions (height x width x depth)	108 x 96 x 1621 mm (4.3 x 3.8 x 63.8 in)

## Approval and Application

Ingress protection code	IP66 [ Dust penetration-protected, jet-proof]
-------------------------	---

Mech. impact protection code	IK08 [ 5 J vandal-protected]
------------------------------	------------------------------

## Initial Performance (IEC Compliant)

Initial luminous flux	3500 lm
Luminous flux tolerance	+/-7%
Initial LED luminaire efficacy	143 lm/W
Lamp colour temperature	4000 K
Colour Rendering Index	>80
Initial chromaticity	(0.38, 0.38) SDCM <3
Initial input power	24.5 W
Power consumption tolerance	+/-11%

## Over Time Performance (IEC Compliant)

Control gear failure rate at median useful life 50,000 h	5 %
Control gear failure rate at median useful life 100,000 h	10 %
Lumen maintenance at median useful life* 50,000 h	L80

## Application Conditions

Ambient temperature range	-25 to +45 °C
Performance ambient temperature Tq	25 °C
Maximum dimming level	1%
Suitable for random switching	Not applicable

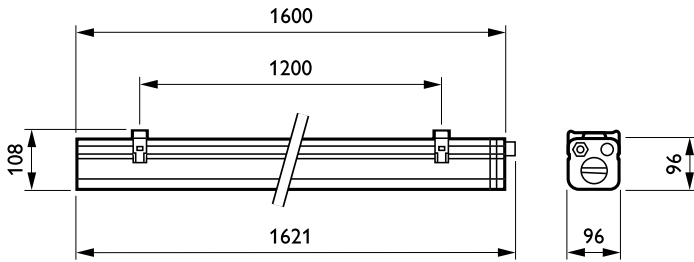
## Product Data

Full product code	871869637938700
Order product name	WT470C LED35S/840 PSD VWB L1600
EAN/UPC – product	8718696379387
Order code	910925863816
Numerator – quantity per pack	1
SAP numerator – packs per outer box	1
Material no. (12 NC)	910925863816
SAP net weight (piece)	3.150 kg



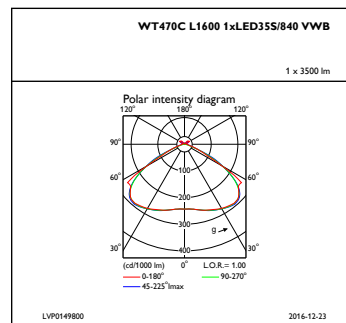
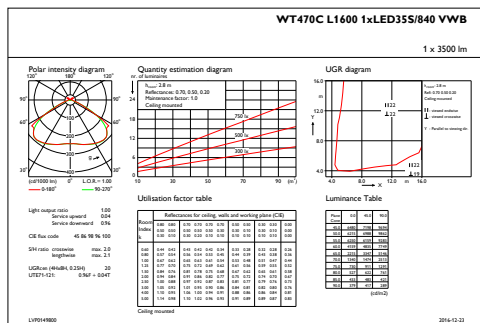
# Pacific LED gen4

## Dimensional drawing



### Pacific LED WT470C-WT482C

## Photometric data



### IFGU1\_WT470CL16001xLED35S840VWB

### IFPC1\_WT470CL16001xLED35S840VWB

